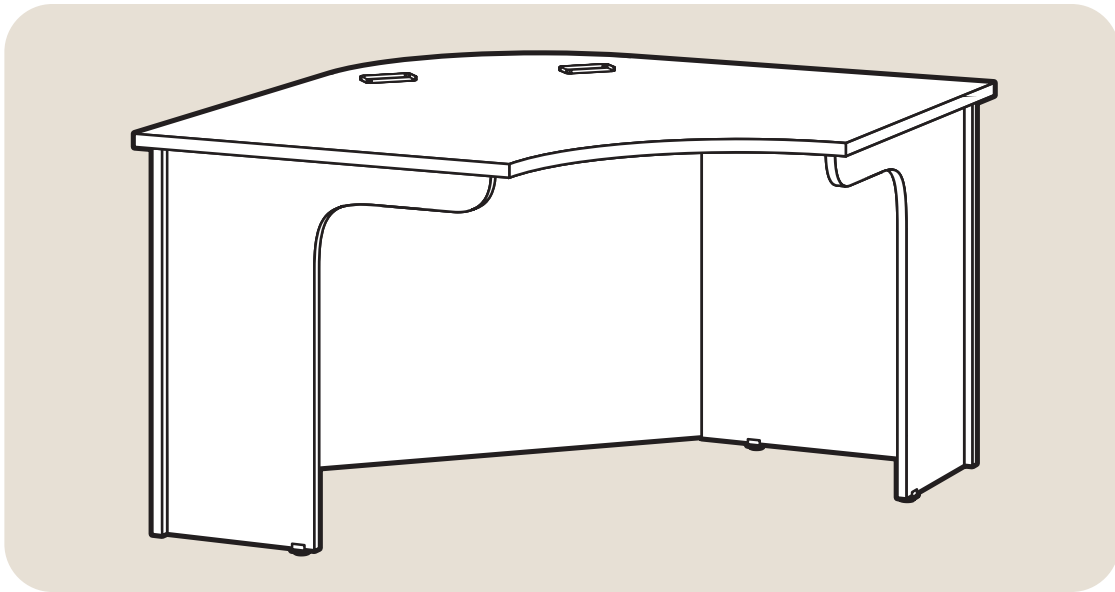


# M4848

---






## Corner Workstation



Features upscale curved design, with generous surface space for the largest computer monitors. By using what generally is "dead" space, corner units maximize efficiency of space. These units can be used as stand-alone stations: add a Hutch; Articulating Keyboard Tray, or Slide-out Keyboard Shelf to complete a basic workstation. A utility cart, Peninsula or pedestal or additional Desk Shell will provide space for peripherals and storage or additional work surface.

| Model #  | Product Size<br>(W x D x H)                  | Ship Weight<br>(lbs.) | Retail Price |
|----------|--|-----------------------|--------------|
| M4848-XX | 48" x 48" x 28 <sup>3</sup> / <sub>8</sub> " | 125                   | \$830.00     |

### Available Finishes

|   |   |   |  |   |
|---|---|---|--|---|
|  |  |  |  |  |
| BLACK GRANITE (BG)<br>WITH BLACK BASE   | FOLKSTONE GREY (GG)<br>W/ FOLKSTONE GREY BASE                                       | MAHOGANY (BM)<br>WITH BLACK BASE  | MAPLE (BP)<br>WITH BLACK BASE  | OILED CHERRY (BC)<br>WITH BLACK BASE  |